

**Benefits of IP-based Technology Transfer
for
the University, its Stakeholders, and Society at Large**

**Regional High-Level Summit for University
Presidents and Senior Policy Makers on EIE**

**Osaka, Japan
November 25-27, 2019**

Dr. Ashley J. Stevens
President



Organized by



In Co-operation with



Agenda

- ❑ The history of academic research commercialization
- ❑ Its impact
 - ❑ Internet
 - ❑ Healthcare
 - ❑ Massachusetts

The History of Academic Research Commercialization

The Fundamental Question

- ❑ Who owns the results of academic research?
 - ❑ They will control the commercialization of those results
- ❑ Only four options:
 - ❑ The professor who did the research and made the invention
 - ❑ The university that employed him
 - ❑ The organization that paid for the research
 - ❑ The company that wants to commercialize the invention

The US's Historic Approach


- ❑ “He who pays the piper calls the tune”
 - ❑ Government funds the overwhelming bulk of university research
 - ❑ Used to own the resultant IP
- ❑ Was totally ineffective at utilizing the IP it owned

The 1960's and 70's

- ❑ By 1978, Government owned title to 28,000 patents and had licensed fewer than 4% of them
 - ❑ Included royalty-free licenses
 - ❑ Professor licensing his own inventions
- ❑ Inventions reported to the Government were declining, despite booming funding of NIH and NSF
- ❑ Research was regarded as “contaminated” or “tainted” if it had received federal funding

What Was the Problem?

- ❑ Government wouldn't grant exclusive licenses
- ❑ Separation of Inventor from Invention
 - ❑ Academic inventions are embryonic and need active involvement of the inventor
 - ❑ Government controlled the patent rights
 - ❑ University controlled access to the inventor



The Bayh-Dole Act

- ❑ PL 96-517 – The Patent and Trademark Amendments Act of 1980
- ❑ Main components:
 - ❑ Universities could elect to retain title to the results of Federally funded research
 - ❑ Universities were required to share proceeds with inventors
 - ❑ Most restrictions on licensing terms were removed
 - ❑ Can't assign (sell) the patent, only license it
 - ❑ US manufacture required for products to be sold in the US
 - ❑ Small business preference
 - ❑ Non-exclusive license to US Government for its own use
 - ❑ Ability to grant compulsory license in the public interest
- ❑ No funding added or removed

Key Success Factors of Bayh-Dole

- ❑ It established the “Institutional Ownership” model of technology management
- ❑ The government established very few impactful rules:
 - ❑ Share with inventors
 - ❑ Preference for small business
 - ❑ U.S. manufacturing
 - ❑ License not assign
- ❑ And then got out of the way
 - ❑ Virtually no changes in the 40 years since
 - ❑ Allowed a solid body of best practices to emerge

The Spread of the US Model

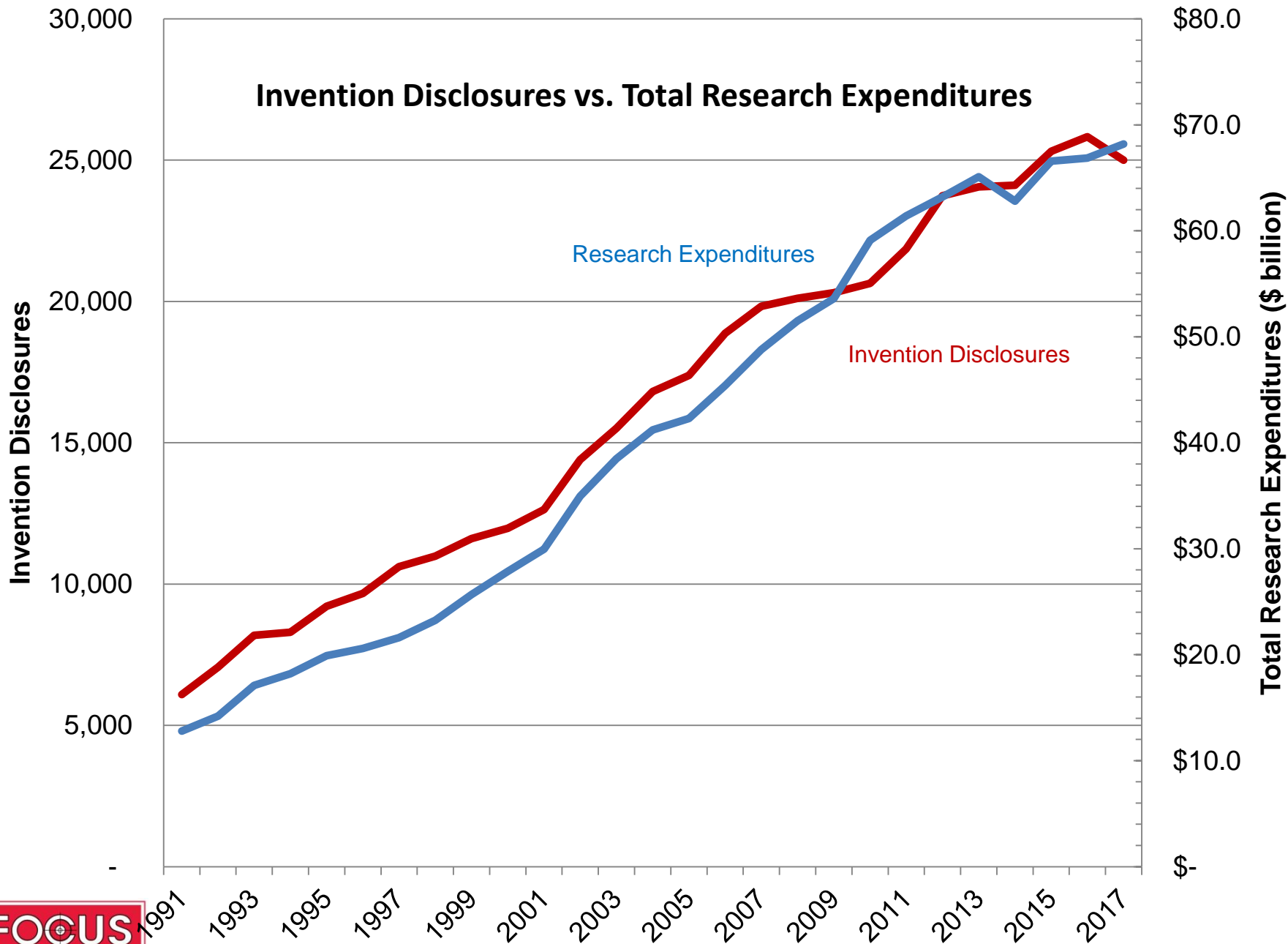
- ❑ Institutional ownership model of academic IP ownership has become dominant
 - ❑ Bayh-Dole in 1980
 - ❑ UK abolition of NRDC monopoly in 1988
- ❑ In Europe and Japan, “Professor’s Privilege” dominated historically
 - ❑ Transitioned to institutional ownership ~2000
 - ❑ Japanese National Universities became private corporations in 2004
 - ❑ IN Europe, only Italy and Sweden still use Professor’s Privilege
- ❑ Institutional ownership model spreading in emerging economies
 - ❑ Brazil
 - ❑ S. Africa
 - ❑ India
 - ❑ Chile

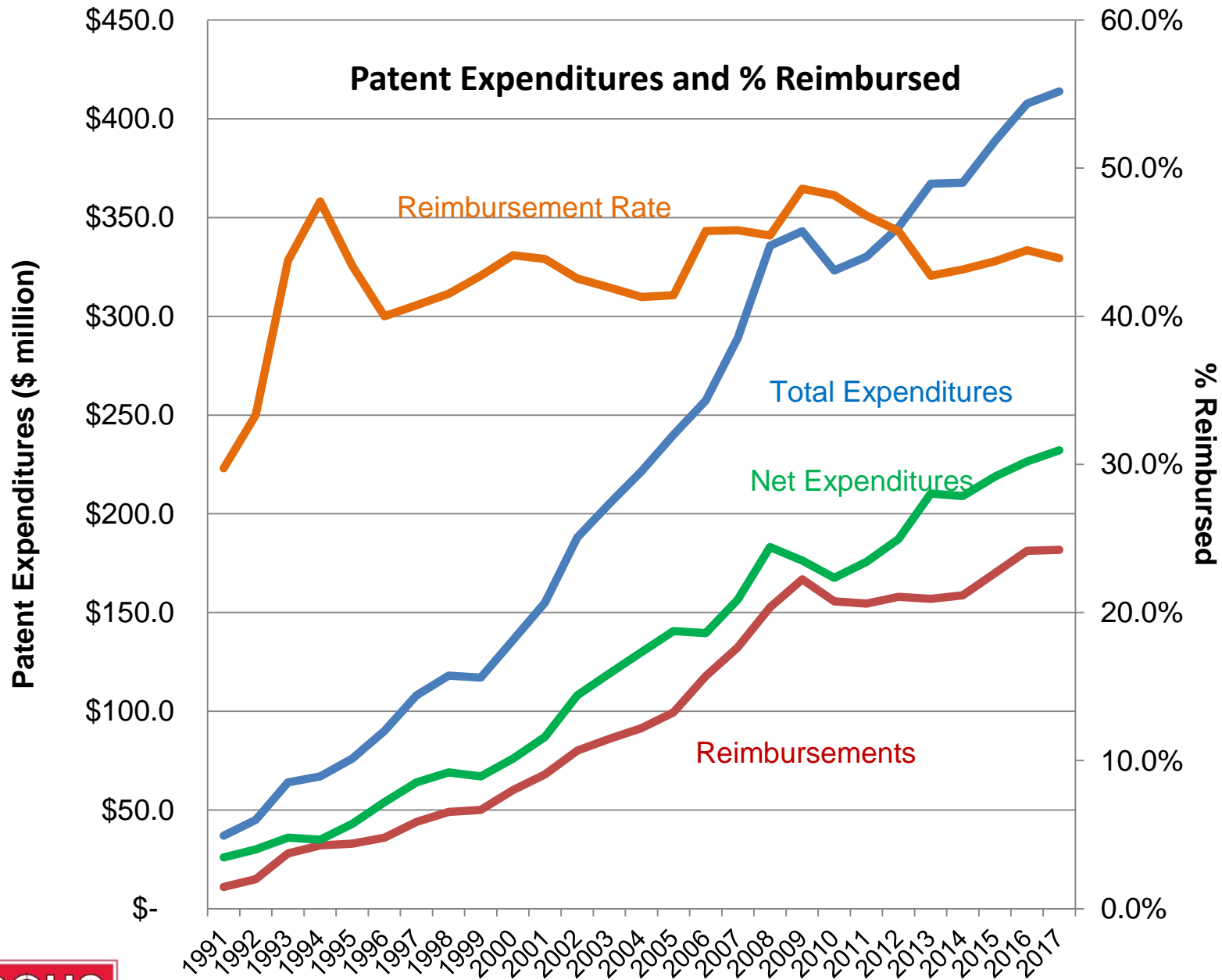
The Impact of Research Commercialization

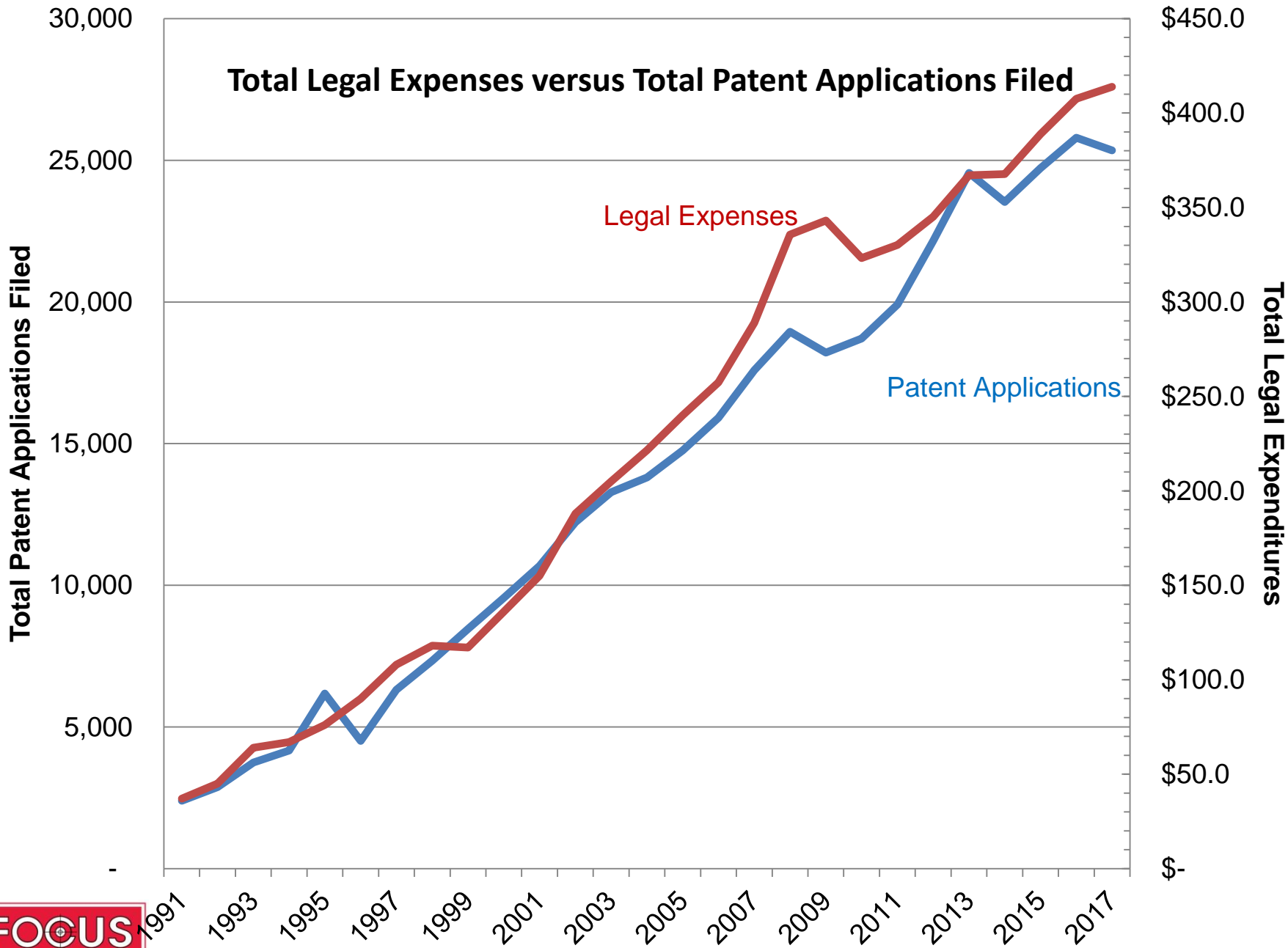


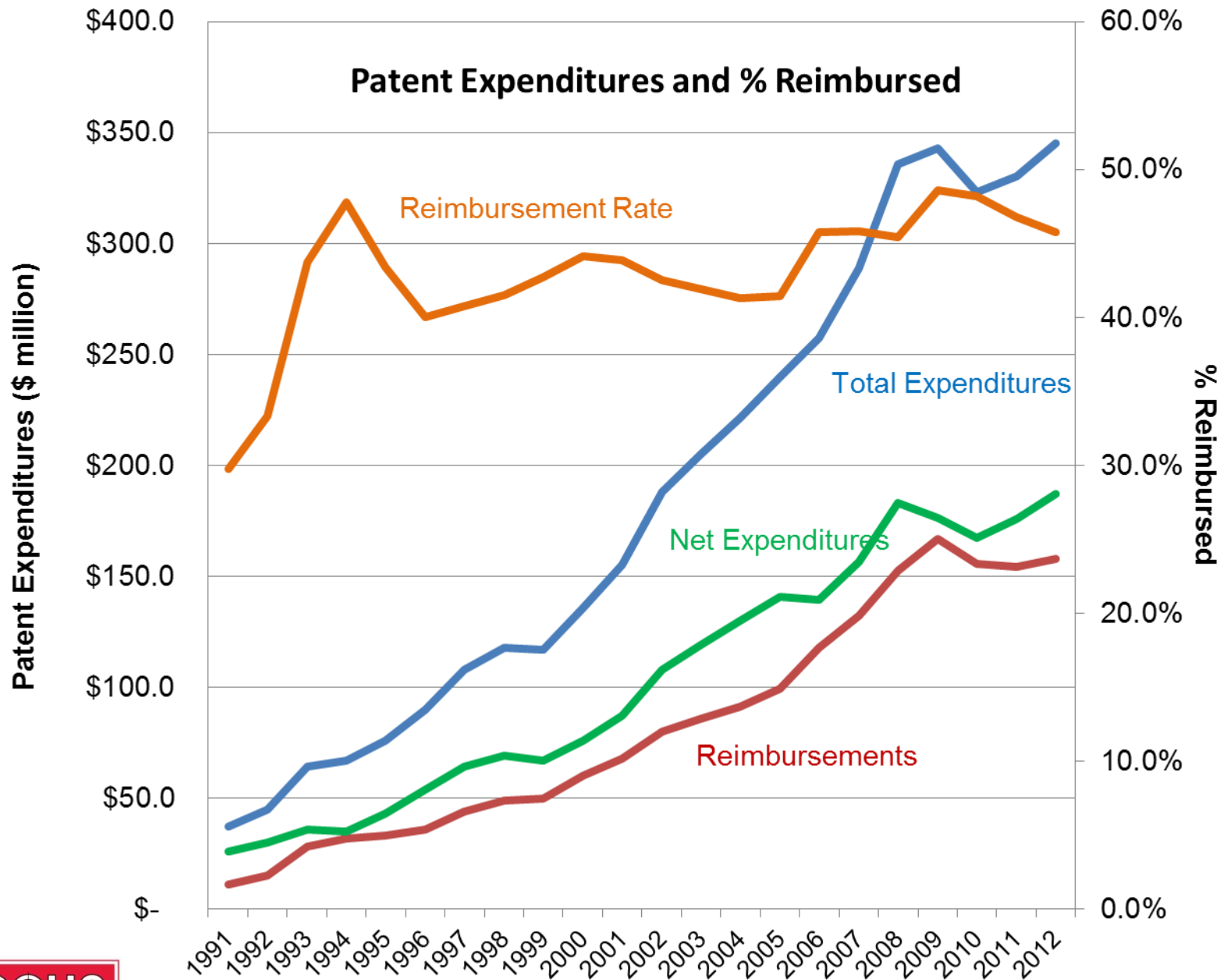
Development of Technology Transfer Ecosystem in U.S.

- ❑ All data from the AUTM Annual Licensing Activity Survey
 - ❑ 1991-2007

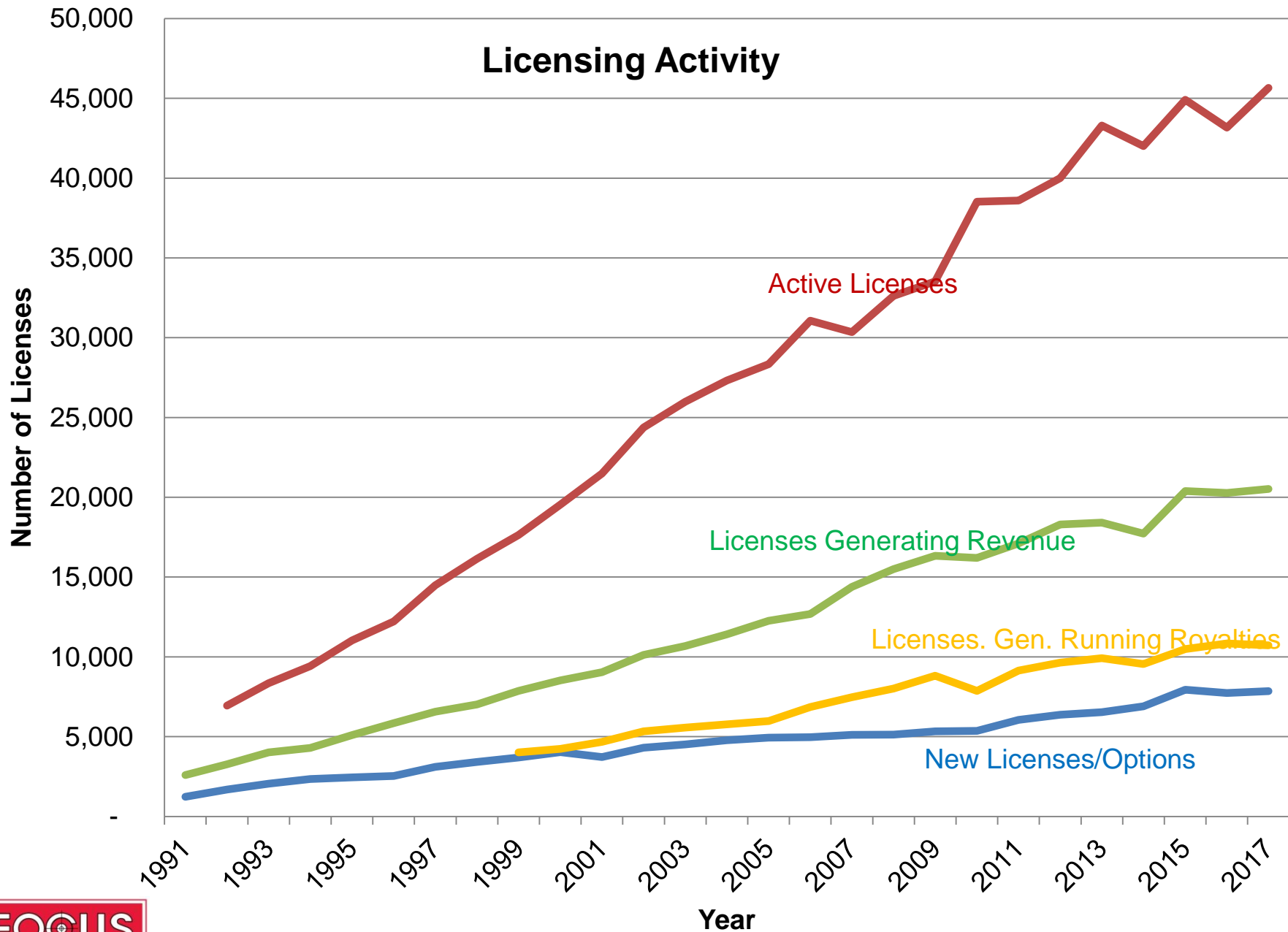




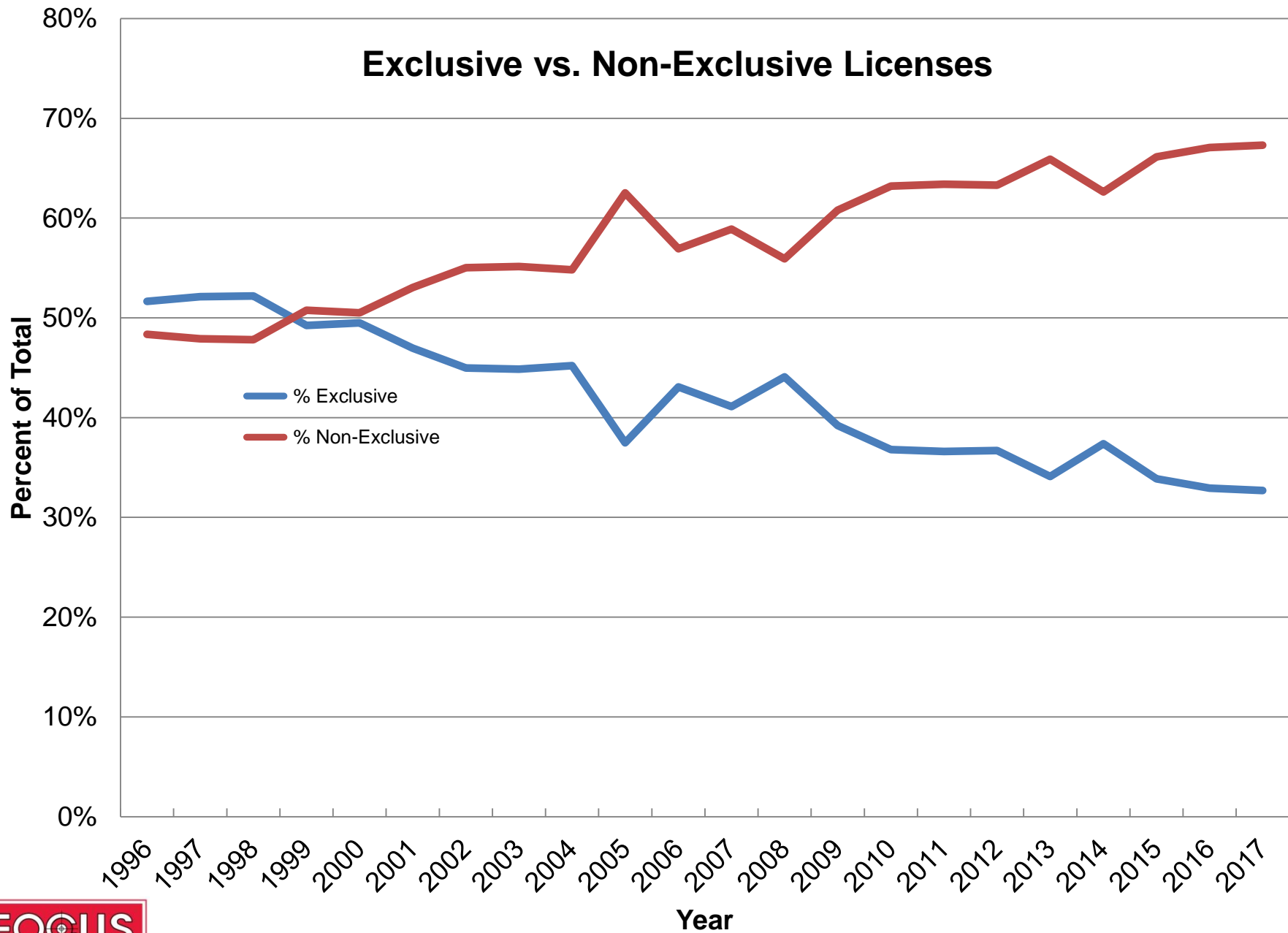




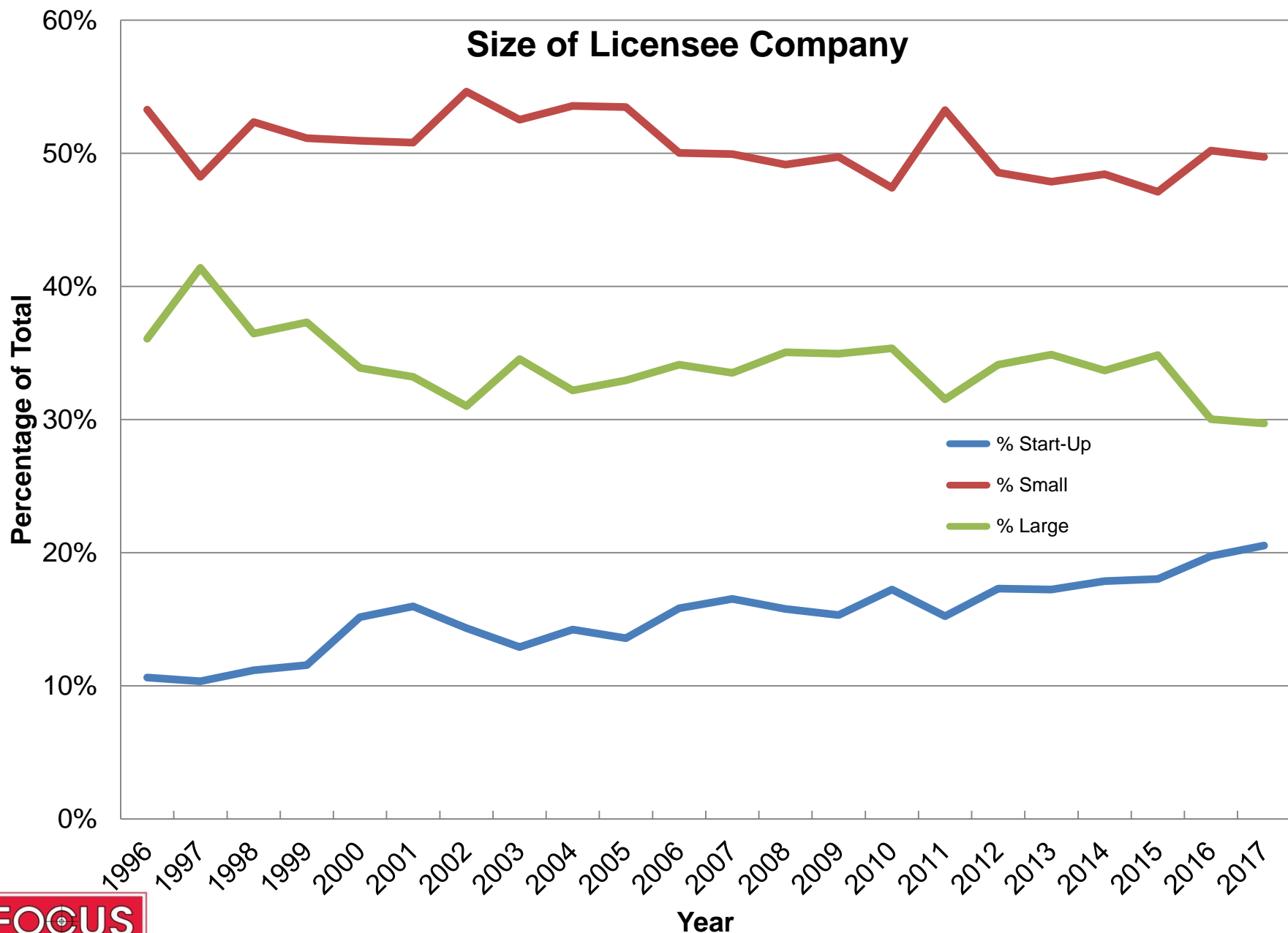
Licensing Activity


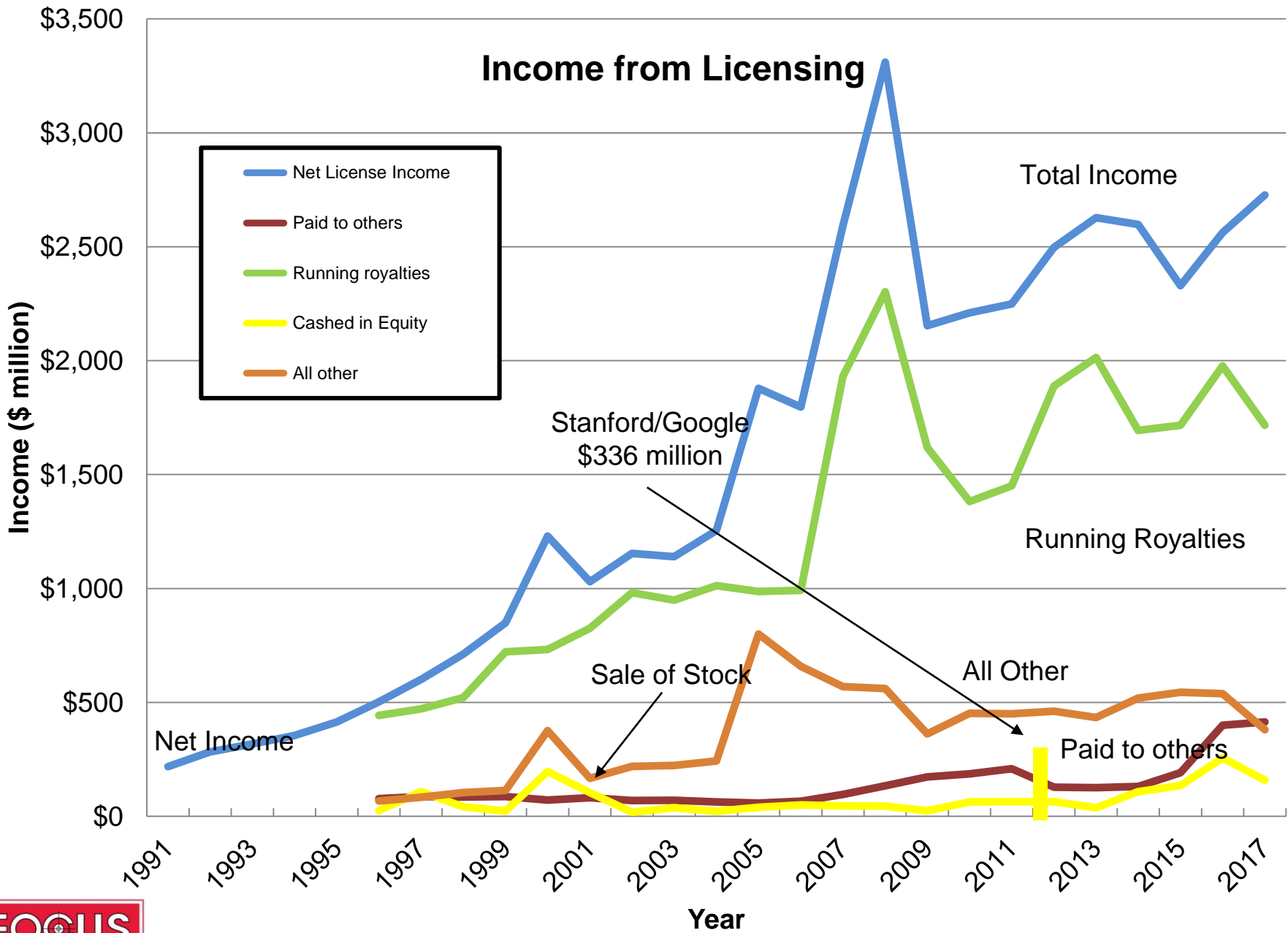


Exclusive vs. Non-Exclusive Licenses



Size of Licensee Company





Academic Technologies Have the Power to Transform Economies

- ❑ Increasingly, companies do incremental research
- ❑ Fundamental breakthroughs come from the public sector
- ❑ Role of academic technology transfer to transform economies started to be realized soon after passage of Bayh-Dole

April 4, 1992

OLYMPIA & YORK HOW BAD? AUTOS HAGGLE-FREE BUYING YOUR TAXES THIS YEAR AND BEYOND


BUSINESS WEEK APRIL 06, 1992

BusinessWeek

APRIL 6, 1992 A MCGRAW-HILL PUBLICATION \$2.50

INDUSTRIAL POLICY

The very phrase rattles the teeth. It implies bureaucracy. It suggests government will pick winners and losers. Done badly, it would certainly hurt America. But with the cold war over and a global economy taking shape, America needs to shore up its competitiveness.



How? Certainly, by investing in education and infrastructure. But that's not enough. We must recharge the "knowledge base"—the basic science and technology that are the foundation of an advanced industrial society. Perhaps we should call it a growth policy.

PAGE 70

03400

October 19, 1992

STRATEGIES ▶ GM ▶ CBS
▶ LEO BURNETT

POLL THE PUBLIC VOTES
ON ECONOMIC POLICY

GERMANY READY FOR
A RATE CUT?

BusinessWeek

OCTOBER 19, 1992

A MCGRAW-HILL PUBLICATION

\$2.75

HOT SPOTS



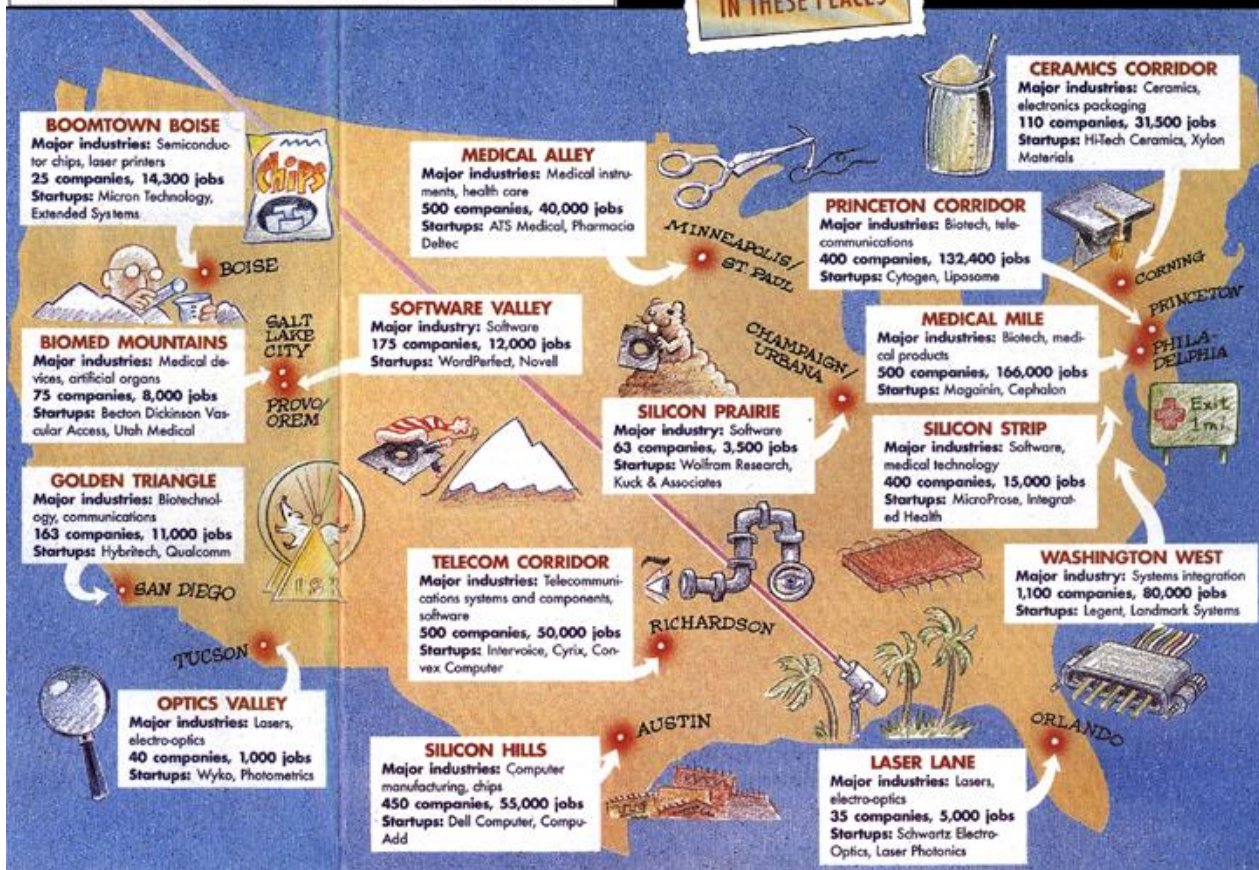
**AMERICA'S
NEW GROWTH
REGIONS** PAGE 80



HOT SPOTS

AMERICA'S NEW GROWTH REGIONS ARE BLOSSOMING DESPITE THE SLUMP

AT LEAST 600,000 PEOPLE HOLD HIGH-TECH JOBS IN THESE PLACES



Ingredients of a High Tech Cluster

- ❑ A major research university
- ❑ Quality of life
- ❑ Build on local industry
- ❑ Cooperation between local university, business and government.
- ❑ Technology transfer from the university
- ❑ Funding sources -- state, VC, angels
- ❑ Incubators

Phases of Economic Development

- ❑ Start-ups
- ❑ New division of major US company
- ❑ Foreign companies move in
- ❑ Export led growth




Ingredients of a High Tech Cluster

- ❑ A major research university
- ❑ Quality of life
- ❑ Build on local industry
- ❑ Cooperation between local university, business and government.
- ❑ Technology transfer from the university
- ❑ Funding sources -- state, VC, angels
- ❑ Incubators

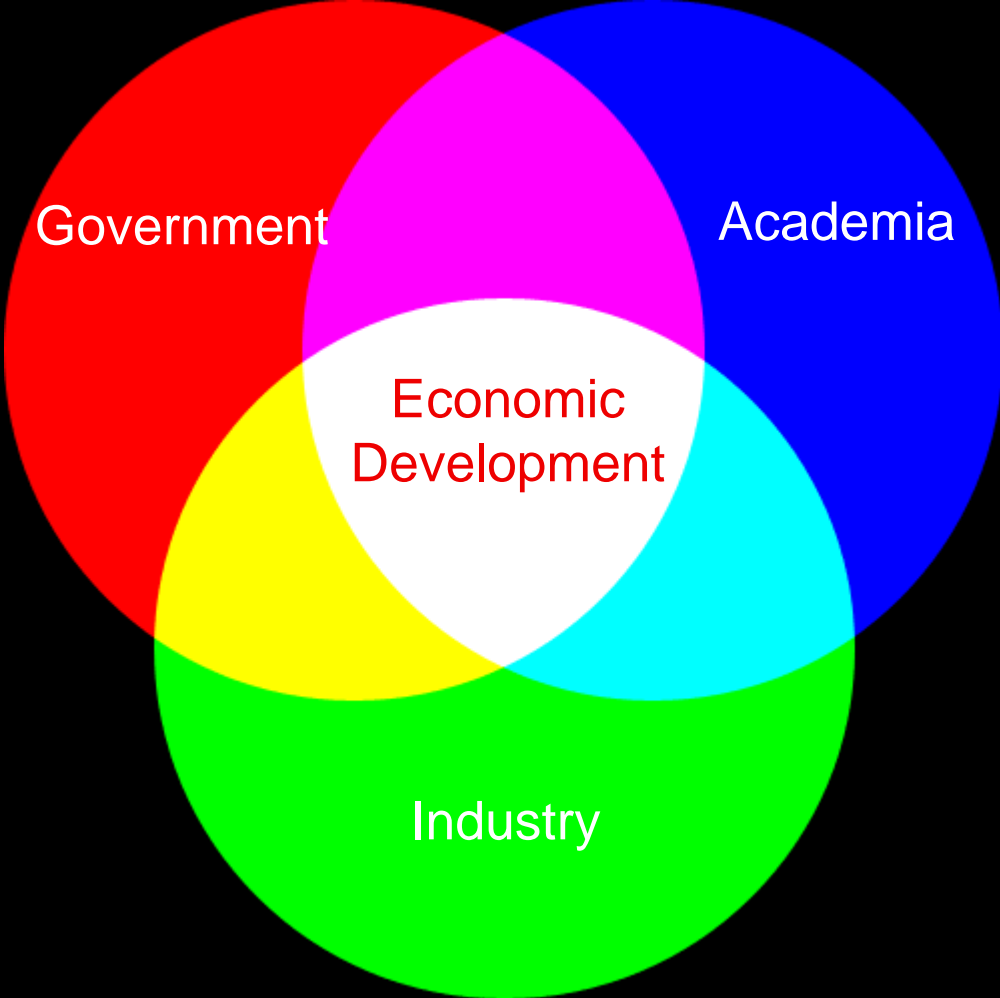
Phases of Economic Development

- ❑ Start-ups
- ❑ New division of major US company
- ❑ Foreign companies move in
- ❑ Export led growth

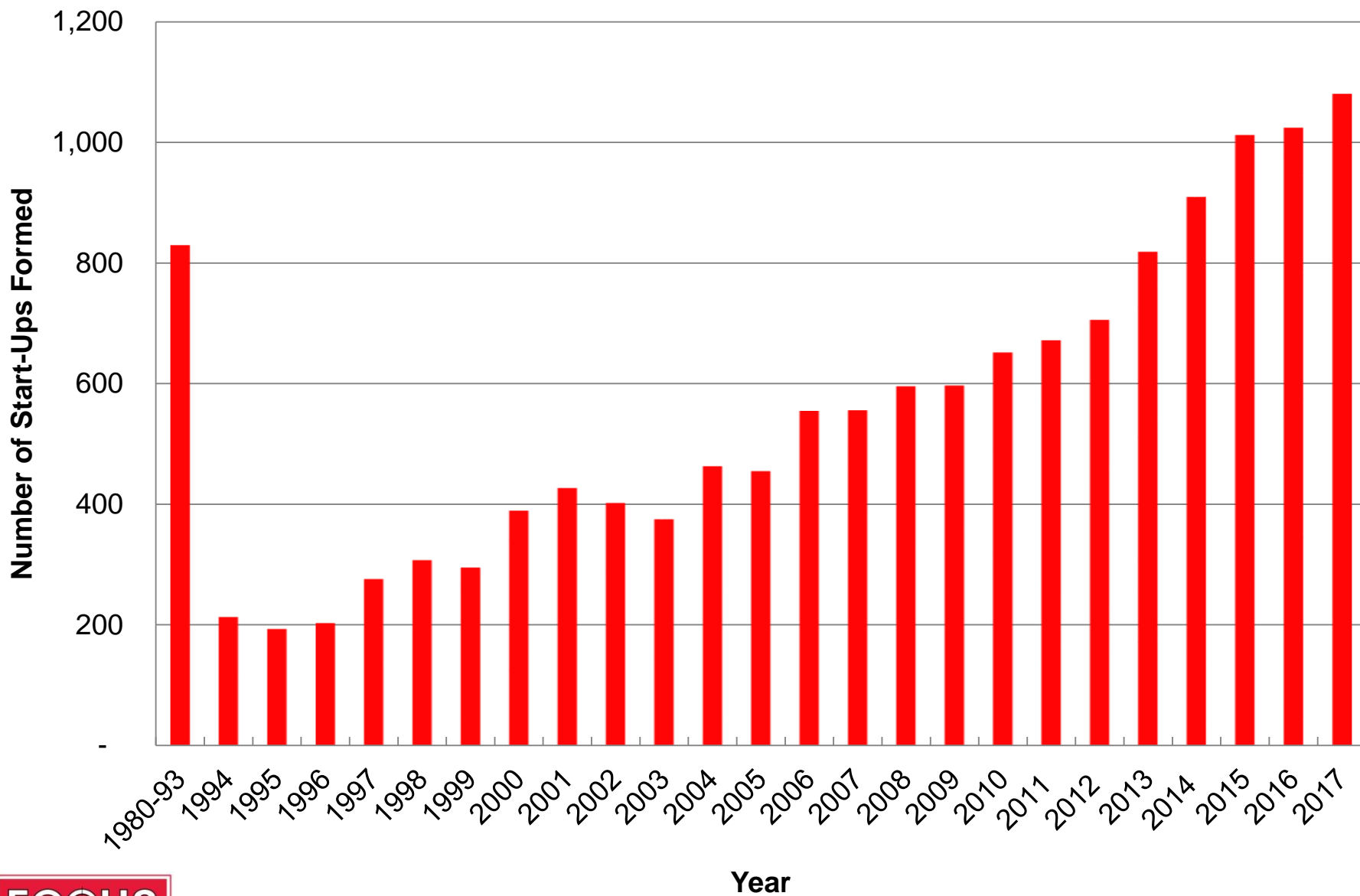
The “Triple Helix” model of Economic Development



Benefits of IP-based Technology



Start-Ups Formed




Start-Up Companies

- ❑ 13,085 formed 1980-2017
 - ❑ 72.4% located in same state as institution
 - ❑ Every state
 - ❑ 12.3% from California institutions*
 - ❑ 11.8% from Massachusetts institutions*
 - ❑ 363 by MIT*
 - ❑ 349 by University of California System*
 - ❑ 175 by University of Utah*
 - ❑ 43.3% still active in 2017

AUTM Annual Licensing Activity Survey 1994-2012

* Through 2010



100 SUCCESS STORIES



GOVERNMENT FUNDING
+
UNIVERSITY RESEARCH
=
INNOVATION, COMPANIES, JOBS

SPARKING ECONOMIC GROWTH

How federally funded
university research
creates innovation,
new companies
and jobs




APRIL 2010

www.sciencecoalition.org

Two Areas of Particular Impact

- ❑ The Internet
- ❑ Healthcare

The Internet



CERN

University of Illinois Urbana-Champaign

University of Illinois Urbana-Champaign

(Stanford)

Carnegie-Mellon

MIT

Stanford

(Harvard)

The Impact of Public Sector Research on Drug Discovery



SPECIAL ARTICLE

The Role of Public-Sector Research in the Discovery of Drugs and Vaccines

Ashley J. Stevens, D.Phil., Jonathan J. Jensen, M.B.A., Katrine Wyller, M.B.E., Sabarni Chatterjee, M.B.A., Ph.D., and Mark L. Rohrbaugh, Ph.D., J.D.

ABSTRACT

BACKGROUND

Historically, public-sector researchers have performed the upstream, basic research that elucidated the underlying mechanisms of disease and identified promising points of intervention, whereas corporate researchers have performed the downstream, applied research resulting in the discovery of drugs for the treatment of diseases and have carried out development activities to bring them to market. However, the boundaries between the roles of the public and private sectors have shifted substantially since the dawn of the biotechnology era, and the public sector now has a much more direct role in the applied-research phase of drug discovery.

METHODS

We identified new drugs and vaccines approved by the Food and Drug Administration (FDA) that were discovered by public-sector research institutions (PSRIs) and classified them according to their therapeutic category and potential therapeutic effect.

RESULTS

We found that during the past 30 years, 153 new FDA-approved drugs, vaccines, or new indications for existing drugs were discovered through research carried out in PSRIs. These drugs included 93 small-molecule drugs, 36 biologic agents, 15 vaccines, 8 *in vivo* diagnostic materials, and 1 over-the-counter drug. More than half of these drugs have been used in the treatment or prevention of cancer or infectious diseases. PSRI-discovered drugs are expected to have a disproportionately large therapeutic effect.

CONCLUSIONS

Public-sector research has had a more immediate effect on improving public health than was previously realized.

From the Institute for Technology Entrepreneurship and Commercialization (A.J.S.) and Office of Technology Development (A.J.S., J.J.J.), Boston University School of Management, Boston; the Norwegian Radium Hospital Research Foundation, Oslo (K.W.); and the Office of Technology Transfer, National Institutes of Health, Bethesda, MD (S.C., M.L.R.). Address reprint requests to Dr. Stevens at Boston University School of Management, 53 Bay State Rd., Boston, MA 02215, or at astevens@bu.edu.

N Engl J Med 2011;364:535-41.
Copyright © 2011 Massachusetts Medical Society.

Impact of Public Sector Research on Drug Discovery

- ❑ 357 FDA approved drugs, biologics, vaccines and *in vivo* diagnostics¹

U.S.	242
Non-U.S.	72
Both	43
	357

¹ Unpublished data A.J. Stevens, A. J., and M. Rohrbaugh

Discovering Countries

<u>Country</u>	<u>No. of Drugs</u>	<u>%</u>
US	285	66.6%
Canada	22	5.1%
UK	20	4.7%
Germany	18	4.2%
Belgium	15	3.5%
Japan	14	3.3%
Australia	13	3.0%
Czech Republic	12	2.8%
Israel	12	2.8%
France	8	1.9%
Sweden	4	0.9%
Switzerland	1	0.2%
China	2	0.5%
Holland	1	0.2%
Russia	1	0.2%
Total	428	

Number of Products

	Number
New Chemical Entity	231
Biologic	75
Vaccine	22
Over the counter	2
NCE / OTC	2
<u>In-vivo diagnostic</u>	<u>25</u>
Total	357

Therapeutic Categories

<u>Therapeutic Area</u>	<u>Number</u>	<u>%</u>
Oncology	85	23.8%
Infectious Disease	68	19.0%
Metabolic	48	13.4%
CNS	45	12.6%
Cardiology	22	6.2%
Renal	14	3.9%
Dermatology	14	3.9%
Gastroenterology	12	3.4%
Women's Health	11	3.1%
Ophthalmology	9	2.5%
Immunology	7	2.0%
Anaesthesiology	6	1.7%
Pulmonary	5	1.4%
Urology	4	1.1%
Allergy	2	0.6%
Dental	2	0.6%
Emergency Medicine	2	0.6%
Otolaryngology	1	0.3%
Total	357	

Discovering Institutions

<u>Institution</u>	<u>Number</u>
National Institutes of Health	27
U. of California	21
Emory University	19
KU Leuven	14
Czech Academy of Sciences	12
Hans-Knoell-Institute Jena	10
Tufts Medical Center	10
Tufts University	10
U. of Toronto	10
Columbia University	9
Memorial Sloan Kettering	9
U. of Texas	9
Individual	8
Massachusetts General Hospital	8
Weizmann Institute	8

The Pharmaceutical Industry in Massachusetts

- ❑ In 1975, one pharmaceutical company in Massachusetts
 - ❑ US HQ of Astra AB
- ❑ Two events:
 - ❑ Spin-outs from Harvard, MIT, BU, Tufts, etc.
 - ❑ Some succeeded and are FIBCO's today
 - ❑ Biogen, Vertex
 - ❑ Some stumbled and were acquired
 - ❑ Genetics Institute → AHP → Wyeth-Ayerst → Pfizer
 - ❑ Some succeeded and were still acquired
 - ❑ Genzyme → Sanofi
 - ❑ Massachusetts Biotechnology Research Park
 - ❑ Next to University of Massachusetts Medical Center
 - ❑ BASF first big pharma to move in
 - ❑ Discovered and developed Humira®
 - ❑ Top selling drug in the world -- \$20 billion

 **Biogen**

 **gsk**
GlaxoSmithKline

 **Alkermes**[®]


 **Roche**

 **ALGETA**

 **Celgene**

 **Takeda**

AMGEN[®]



ARIAD

 **IMMUNOGEN, INC.**



AstraZeneca

 **Eisai**

Asahi**KASEI**

DSM 



SUNOVION

Healthy bodies, healthy lives



Bristol-Myers Squibb
Company

 **Lilly**  **Ironwood**

 **AMAG PHARMACEUTICALS**
 **ENANTA**
Pharmaceuticals

 **MERCK SERONO**
 **SERVIER**

 **MERCK**
Research Laboratories

sanofi aventis

L'essentiel c'est la santé.

 **MERRIMACK PHARMACEUTICALS**
Baxalta

KERYX
BIOPHARMACEUTICALS, INC.

 **Shire**  **IPSEN**
Innovation for patient care

abbvie

 **pSivida corp**

Johnson & Johnson

B:OMARIN


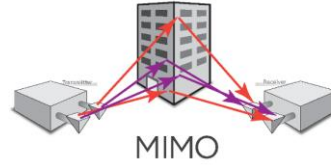

Aegerion
Pharmaceuticals

 **VERTEX**

 **Pfizer**

 **NOVARTIS**

Other Major Products Invented in Academia



Blue LED



A Cautionary Final Note

- ❑ Technology transfer from academic institutions can have a big impact on a country's economy
- ❑ **BUT** this doesn't necessarily translate to the activity being profitable for the university:
 - ❑ If a tech transfer office gets a 5% royalty
 - ❑ Or owns 5% of a start-up company that gets sold
 - ❑ It's doing a really great job
 - ❑ **BUT THAT MEANS THAT 95% OF THE ECONOMIC IMPACT IS OUTSIDE THE UNIVERSITY**
 - ❑ In the private sector
 - ❑ Which had to finance the development of the university invention
 - ❑ Tech transfer may benefit the country but be a net cost to individual universities
 - ❑ And university Presidents hate net costs!

A Cautionary Final Note

- ❑ Which is why governments should support tech transfer at their universities
 - ❑ It should be considered part of the country's core economic infrastructure
 - ❑ Like airports, railways, roads, internet etc.
- ❑ Support particularly important in the early stages
 - ❑ Typically for 10 years
 - ❑ Canada, Denmark, France, Japan, UK, Chile
- ❑ Many of the inventions that come from emerging country economies target local problems, opportunities and issues

Thank you for listening

Questions?

astevens@bu.edu

