

BIBI BARBA – LULU JIJI



**BUGARI
GAMARRAUWA**

WARIMI

TK, TCE'S IN PUBLIC ART



10 Principles

Respect;

Self-determination;

Communication, consultation and consent;

Interpretation;

Cultural integrity and authenticity;

Secrecy and confidentiality;

Attribution;

Benefit sharing;

Continuing cultures;

Recognition and protection

Protocols;

ICIP are your rights to control who uses your cultural assets and adapt them to architecture and design projects infrastructure lens of place – In creating “Public Art”

First - Protect:

- **Empower Indigenous lead – Engage in genuine collaboration – Use written agreements**
- **Public Art - Artists fees table – NAVA - Public Liability Insurances**
- **Free Prior informed consent with consultation with Elders or community cultural Authority**
- **Accurate cultural knowledge**
- **Collectively owned – communal ownership of cultural knowledge connecting to each other –Land , Sea.**

- **Culturally mapping the narrative from country - Connection – Design on or too country**
- **Embedding the ICIP lenses of designing in Public Art**

Design Lenses:

- **Traditional Art**
- **Contemporary**
- **Urban – Commercial**
- **Abstract - Modern**

Respect:

- **Attribution, integrity, rights to benefit the artist and those who sharing of your ICIP**
- **Create NSW Public Art Toolkit – Cultural Protocols**

DESERT FLOWER ABSTRACT LENS



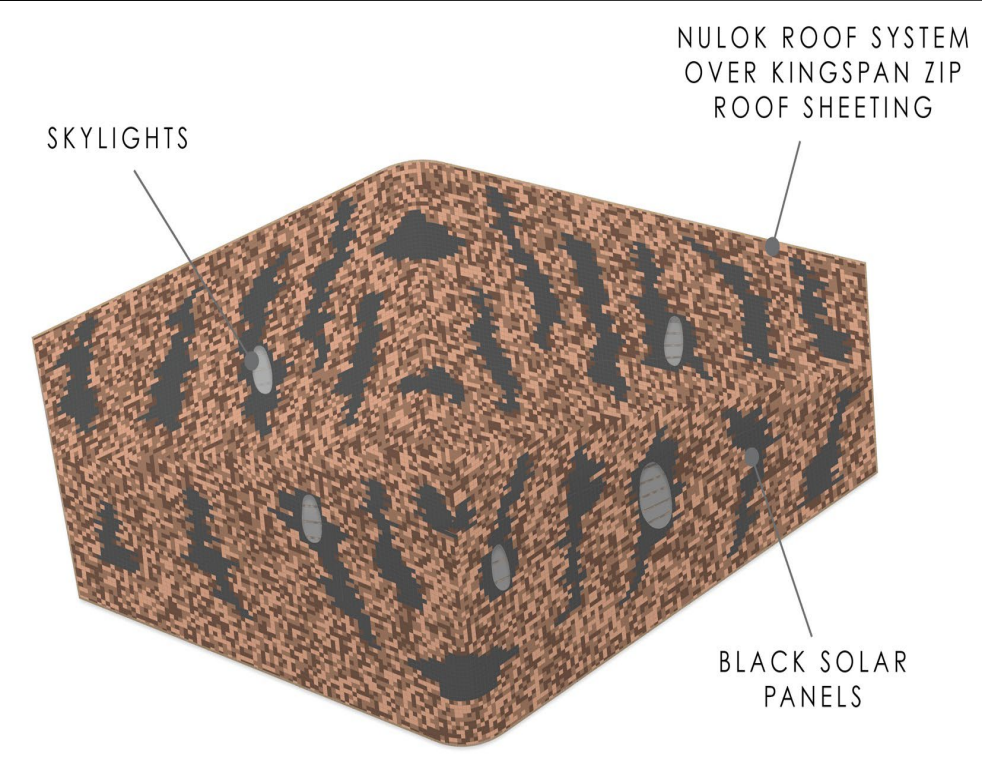
ECLIPSE HOTEL STOLEN IN POLAND




ECLIPSE HOTEL POLAND



THE STINGRAY – CONNECTING TO COUNTRY





COLLECTION
CIRCLE

EDUCATION

SHOP

CAFÉ

STAFF

EXHIBITION

DANCE CIRCLE





Rammed earth walls incorporating recycled site materials

Clear glazing to building perimeter. Detailed design to allow cross ventilation of circulation spaces.

Skylights

Internal pavilions have enclosed ceilings - custom timber panels incorporating artwork design

Steel columns with protective paint coating and earth toned colours

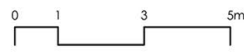
Patterned design of coloured ceramic tiles and integrated photovoltaic cells in Nulok roof system, over Kingspan Zip tapered roof sheeting and silver backed insulation

450 x 150 GL21 Glulam primary beams

Clear glazing incorporating natural cross ventilation to building perimeter.

Integrated gutter detail to north and south eaves

Light coloured concrete slab floors continuing the Loop Path into the building - honed and sealed internally, sand-blasted and sealed externally.



CROSS SECTION

Plant and service rooms beyond
















A photograph of a building entrance. The most prominent feature is a large, dark-colored canopy with a repeating pattern of wavy, flame-like perforations. The canopy is supported by a metal frame. Below the canopy, a red rectangular sign with white text reads "ACUPUNCTURE". To the right, a portion of a white vehicle with a red light is visible. The background shows a bright sky and some greenery.

ACUPUNCTURE
















1/2 of 10 & 11 quadrants



CREATE NSW Public ART TOOLKIT





YANU
THANK YOU!